


Le passé renseigne notre futur

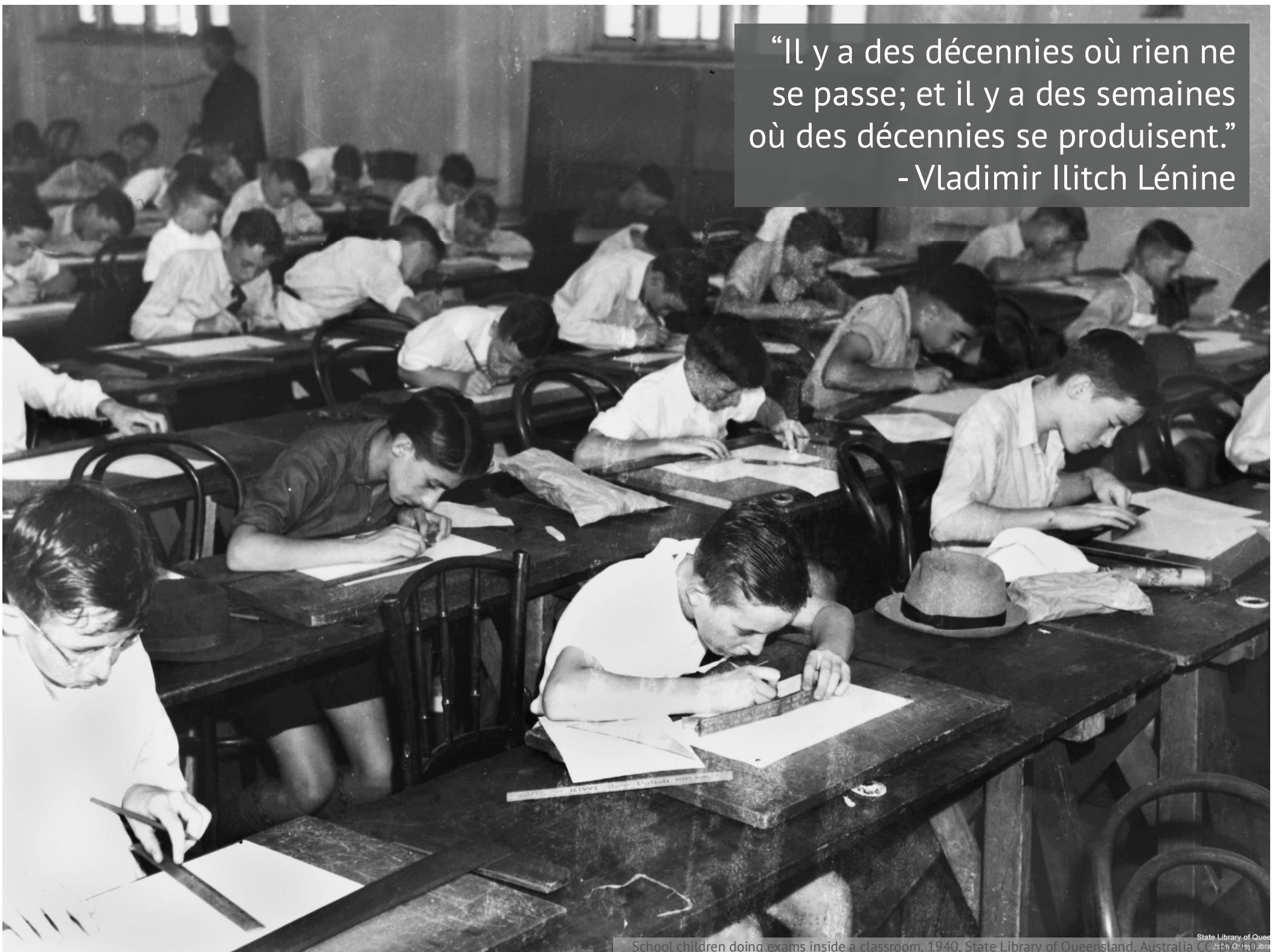
La meilleure défense pour ne pas perdre de connaissances consiste à les partager le plus possible.

Seules les connaissances **publiques** survivent à l'épreuve du temps.




Etude de cas: partage de connaissances

“Il y a des décennies où rien ne se passe; et il y a des semaines où des décennies se produisent.”
- Vladimir Ilitch Lénine



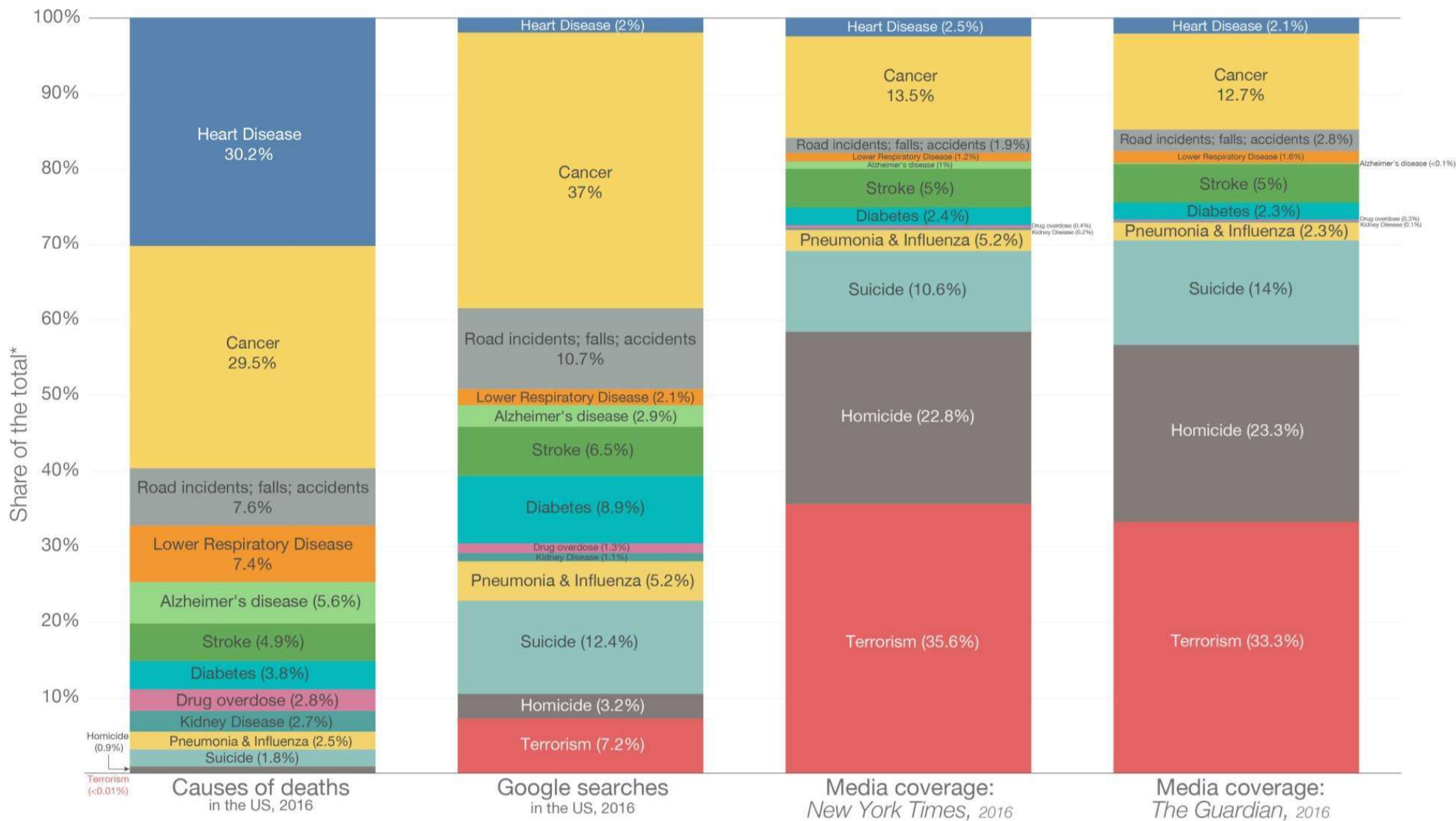




WHEN WIKIPEDIA HAS A SERVER OUTAGE, MY APPARENT IQ DROPS BY ABOUT 30 POINTS.

Causes of death in the US

What Americans die from, what they search on Google, and what the media reports on



*This represents each causes's share of the top ten causes of death in the US plus homicides, drug overdoses and terrorism. Collectively these 13 causes accounted for approximately 88% of deaths in the US in 2016. Full breakdown of causes of death can be found at the CDC's WONDER public health database: <https://wonder.cdc.gov/>

Based on data from Shen et al (2018) – Death: reality vs. reported. All data available at: <https://owenshen24.github.io/charting-death>

All data refers to 2016.

Not all causes of death are shown: Shown is the data on the ten leading causes of death in the United States plus drug overdoses, homicides and terrorism.

All values are normalized to 100% so they represent their relative share of the top causes, rather than absolute counts (e.g. 'deaths' represents each causes' share of deaths within the 13 categories shown rather than total deaths). The causes of death shown here account for approximately 88% of total deaths in the United States in 2016.

This is a visualization from OurWorldinData.org, where you find data and research on how the world is changing

Licensed under CC-BY by the authors Hannah Ritchie and Max Roser